



QUARTERLY REPORT OF REVENUE AND OTHER RECEIPTS


As at the Quarter Ending June 30, 2021

Department : Department of Trade and Industry (DTI)  
 Agency : Technical Education and Skills Development Authority  
 Operating Unit : Regional Office II  
 Organization Code (UACS) : 22 009 0300002  
 Fund Cluster : 05 - Internally Generated Funds

Classification/Sources of Revenue and Other Receipts	UACS CODE	REVENUE TARGET (Annual) per BESF	Actual Revenue and Other Receipts Collections					Cumulative Remittance/Deposits to Date			Variance		Remarks
			1st Quarter Ending March 31	2nd Quarter Ending June 30	3rd Quarter Ending Sept. 30	4th Quarter Ending Dec. 31	Total	Remittance to BTr	Deposited with AGDB	TOTAL	Amount	%	
1	2	3	4	5	6	7	8=[(6+(-)7)-8+9]	9	10	11=(9+10)	12=(8-3)	13=(12/3)	14
Internally Generated Funds		0.00	0.00	4,501,972.15	0.00	0.00	4,501,972.15	0.00	0.00	0.00	4,501,972.15	0 %	
Revenue Collections		0.00	0.00	4,501,972.15	0.00	0.00	4,501,972.15	0.00	0.00	0.00	4,501,972.15	0 %	
Cash Revenue		0.00	0.00	4,501,972.15	0.00	0.00	4,501,972.15	0.00	0.00	0.00	4,501,972.15	0 %	
Non-Tax		0.00	0.00	4,501,972.15	0.00	0.00	4,501,972.15	0.00	0.00	0.00	4,501,972.15	0 %	
Registration Fees	4020102000	0.00	0.00	0.00	0.00	0.00	0.00	0.00	0.00	0.00	0.00	0 %	
Clearance Fees	4020104001	0.00	0.00	449,650.00	0.00	0.00	449,650.00	0.00	0.00	0.00	449,650.00	0 %	
Certification Fees	4020104002	0.00	0.00	0.00	0.00	0.00	0.00	0.00	0.00	0.00	0.00	0 %	
Accreditation Fees	4020111001	0.00	0.00	6,350.00	0.00	0.00	6,350.00	0.00	0.00	0.00	6,350.00	0 %	
Assessment Fees	4020113004	0.00	0.00	0.00	0.00	0.00	0.00	0.00	0.00	0.00	0.00	0 %	
Other Processing Fees	4020113099	0.00	0.00	98,550.00	0.00	0.00	98,550.00	0.00	0.00	0.00	98,550.00	0 %	
Other Service Income	4020199099	0.00	0.00	203,200.00	0.00	0.00	203,200.00	0.00	0.00	0.00	203,200.00	0 %	
Examination Fees	4020203000	0.00	0.00	207,562.00	0.00	0.00	207,562.00	0.00	0.00	0.00	207,562.00	0 %	
Seminar/Training Fees	4020204000	0.00	0.00	1,321,900.00	0.00	0.00	1,321,900.00	0.00	0.00	0.00	1,321,900.00	0 %	
Other Sales	4020216099	0.00	0.00	886,723.00	0.00	0.00	886,723.00	0.00	0.00	0.00	886,723.00	0 %	
Other Fees	4020217099	0.00	0.00	1,218,644.65	0.00	0.00	1,218,644.65	0.00	0.00	0.00	1,218,644.65	0 %	
Other Business Income	4020299099	0.00	0.00	12,992.50	0.00	0.00	12,992.50	0.00	0.00	0.00	12,992.50	0 %	
Miscellaneous Income	4060999000	0.00	0.00	96,400.00	0.00	0.00	96,400.00	0.00	0.00	0.00	96,400.00	0 %	
<b>TOTAL</b>		0.00	0.00	4,501,972.15	0.00	0.00	4,501,972.15	0.00	0.00	0.00	4,501,972.15	0 %	

  
 Liza R. De La Cruz  
 Copcurrent Regional Accountant  
 Date:

  
 Imelda V. Gervacio, CPA  
 Chief, Administrative Officer V  
 Date:

  
 Archie A. Grande, CESE  
 Regional Director  
 Date:

**QUARTERLY REPORT OF REVENUE AND OTHER RECEIPTS**

**As at the Quarter Ending June 30, 2021**

Department : Department of Trade and Industry (DTI)  
 Agency : Technical Education and Skills Development Authority  
 Operating Unit : Regional Office II  
 Organization Code (UACS) : 22 009 0300002  
 Fund Cluster : 01 - Regular Agency Fund

Classification/Sources of Revenue and Other Receipts	UACS CODE	REVENUE TARGET (Annual) per BESF	Actual Revenue and Other Receipts Collections					Cumulative Remittance/Deposits to Date			Variance		Remarks
			1st Quarter Ending March 31	2nd Quarter Ending June 30	3rd Quarter Ending Sept. 30	4th Quarter Ending Dec. 31	Total	Remittance to BTr	Deposited with AGDB	TOTAL	Amount	%	
1	2	3	4	5	6	7	8=[(6+(-)7)-8+9]	9	10	11=(9+10)	12=(8-3)	13=(12/3)	14
Regular Agency Fund		0.00	0.00	360,747.07	0.00	0.00	360,747.07	0.00	0.00	0.00	360,747.07	0 %	
Revenue Collections		0.00	0.00	360,747.07	0.00	0.00	360,747.07	0.00	0.00	0.00	360,747.07	0 %	
Cash Revenue		0.00	0.00	360,747.07	0.00	0.00	360,747.07	0.00	0.00	0.00	360,747.07	0 %	
Non-Tax		0.00	0.00	360,747.07	0.00	0.00	360,747.07	0.00	0.00	0.00	360,747.07	0 %	
Registration Fees	4020102000	0.00	0.00	34,110.00	0.00	0.00	34,110.00	0.00	0.00	0.00	34,110.00	0 %	
Clearance Fees	4020104001	0.00	0.00	0.00	0.00	0.00	0.00	0.00	0.00	0.00	0.00	0 %	
Certification Fees	4020104002	0.00	0.00	0.00	0.00	0.00	0.00	0.00	0.00	0.00	0.00	0 %	
Accreditation Fees	4020111001	0.00	0.00	0.00	0.00	0.00	0.00	0.00	0.00	0.00	0.00	0 %	
Other Verification and Authentication Fees	4020111099	0.00	0.00	120.00	0.00	0.00	120.00	0.00	0.00	0.00	120.00	0 %	
Other Processing Fees	4020113099	0.00	0.00	0.00	0.00	0.00	0.00	0.00	0.00	0.00	0.00	0 %	
Other Service Income	4020199099	0.00	0.00	0.00	0.00	0.00	0.00	0.00	0.00	0.00	0.00	0 %	
Examination Fees	4020203000	0.00	0.00	0.00	0.00	0.00	0.00	0.00	0.00	0.00	0.00	0 %	
Seminar/Training Fees	4020204000	0.00	0.00	0.00	0.00	0.00	0.00	0.00	0.00	0.00	0.00	0 %	
Other Fees	4020217099	0.00	0.00	0.00	0.00	0.00	0.00	0.00	0.00	0.00	0.00	0 %	
Others	4020221099	0.00	0.00	31,844.32	0.00	0.00	31,844.32	0.00	0.00	0.00	31,844.32	0 %	
Other Business Income	4020299099	0.00	0.00	294,672.75	0.00	0.00	294,672.75	0.00	0.00	0.00	294,672.75	0 %	
Miscellaneous Income	4060999000	0.00	0.00	0.00	0.00	0.00	0.00	0.00	0.00	0.00	0.00	0 %	
<b>TOTAL</b>		0.00	0.00	360,747.07	0.00	0.00	360,747.07	0.00	0.00	0.00	360,747.07	0 %	

Liza R. De La Cruz  
 Concurrent Regional Accountant  
 Date:

Imelda V. Gervacio, CPA  
 Chief, Administrative Officer V  
 Date:

Archie A. Grande, CESE  
 Regional Director  
 Date: