


(For Off-Budgetary Funds)

Department : Department of Trade and Industry (DTI)
 Agency/Entity : Technical Education and Skills Development Authority
 Operating Unit : Regional Office II
 Organization Code : 22 009 0300002
 Fund Cluster : 06 Business Related Funds
 (e.g. UACS Fund Cluster: 05-Internally Generated Funds and 06-Business Related Funds)

Particulars	UACS CODE	Approved Budget			Utilizations					Disbursements				Balances			
		Approved Budgeted Revenue	Adjustments (Reductions, Modifications/ Augmentations)	Adjusted Budgeted Revenue	1st Quarter Ending March 31	2nd Quarter Ending June 30	3rd Quarter Ending Sept. 30	4th Quarter Ending Dec. 31	Total	1st Quarter Ending March 31	2nd Quarter Ending June 30	3rd Quarter Ending Sept. 30	4th Quarter Ending Dec. 31	TOTAL	Unutilized Budget	Unpaid Obligations (10-15)=(17+18)	
																Due and Demandable	Not Yet Due and Demandable
1	2	3	4	5=(3+(-)4]	6	7	8	9	10=(6+7+8+9)	11	12	13	14	15=(11+12+13+14)	16=(5-16)	17	18
Operations	3000000000000000	10,250,000.00	0.00	10,250,000.00	620,937.26	1,336,681.73	1,978,987.57	6,117,560.44	10,054,167.00	620,937.26	1,336,681.73	1,978,987.57	6,117,560.44	10,054,167.00	195,833.00	0.00	0.00
OO : Employability increased and/or enhanced	3100000000000000	10,250,000.00	0.00	10,250,000.00	620,937.26	1,336,681.73	1,978,987.57	6,117,560.44	10,054,167.00	620,937.26	1,336,681.73	1,978,987.57	6,117,560.44	10,054,167.00	195,833.00	0.00	0.00
TECHNICAL EDUCATION AND SKILLS DEVELOPMENT PROGRAM	3103000000000000	10,250,000.00	0.00	10,250,000.00	620,937.26	1,336,681.73	1,978,987.57	6,117,560.44	10,054,167.00	620,937.26	1,336,681.73	1,978,987.57	6,117,560.44	10,054,167.00	195,833.00	0.00	0.00
Promotion, Development and Implementation of Quality Technical Education and Skills Development Programs	310300100001000	10,250,000.00	0.00	10,250,000.00	620,937.26	1,336,681.73	1,978,987.57	6,117,560.44	10,054,167.00	620,937.26	1,336,681.73	1,978,987.57	6,117,560.44	10,054,167.00	195,833.00	0.00	0.00
MOOE		10,250,000.00	0.00	10,250,000.00	620,937.26	1,336,681.73	1,978,987.57	6,117,560.44	10,054,167.00	620,937.26	1,336,681.73	1,978,987.57	6,117,560.44	10,054,167.00	195,833.00	0.00	0.00
Sub-Total, Operations		10,250,000.00	0.00	10,250,000.00	620,937.26	1,336,681.73	1,978,987.57	6,117,560.44	10,054,167.00	620,937.26	1,336,681.73	1,978,987.57	6,117,560.44	10,054,167.00	195,833.00	0.00	0.00
PS		0.00	0.00	0.00	0.00	0.00	0.00	0.00	-	0.00	0.00	0.00	0.00	-	-	0.00	0.00
MOOE		10,250,000.00	0.00	10,250,000.00	620,937.26	1,336,681.73	1,978,987.57	6,117,560.44	10,054,167.00	620,937.26	1,336,681.73	1,978,987.57	6,117,560.44	10,054,167.00	195,833.00	0.00	0.00
FinEx (if Applicable)		0.00	0.00	0.00	0.00	0.00	0.00	0.00	-	0.00	0.00	0.00	0.00	-	-	0.00	0.00
CO		0.00	0.00	0.00	0.00	0.00	0.00	0.00	-	0.00	0.00	0.00	0.00	-	-	0.00	0.00
GRAND TOTAL		10,250,000.00	0.00	10,250,000.00	620,937.26	1,336,681.73	1,978,987.57	6,117,560.44	10,054,167.00	620,937.26	1,336,681.73	1,978,987.57	6,117,560.44	10,054,167.00	195,833.00	0.00	0.00
PS		0.00	0.00	0.00	0.00	0.00	0.00	0.00	-	0.00	0.00	0.00	0.00	-	-	0.00	0.00
MOOE		10,250,000.00	0.00	10,250,000.00	620,937.26	1,336,681.73	1,978,987.57	6,117,560.44	10,054,167.00	620,937.26	1,336,681.73	1,978,987.57	6,117,560.44	10,054,167.00	195,833.00	0.00	0.00
FinEx (if Applicable)		0.00	0.00	0.00	0.00	0.00	0.00	0.00	-	0.00	0.00	0.00	0.00	-	-	0.00	0.00
CO		0.00	0.00	0.00	0.00	0.00	0.00	0.00	-	0.00	0.00	0.00	0.00	-	-	0.00	0.00


Certified Correct:


 JOHN EIVOR G. ORRO
 ACCOUNTANT IV
 Date:


Certified Correct:


 IMELDA V. GERVACIO

Recommending Approval


 IMELDA V. GERVACIO
 CHIEF ADMINISTRATIVE OFFICER
 Date:

Approved By:


 DEMETRIO P. ANDUYAN, JR.
 ACTING REGIONAL DIRECTOR
 Date: