

STATEMENT OF APPROPRIATIONS, ALLOTMENTS, OBLIGATIONS, DISBURSEMENTS AND BALANCES

As at the Quarter Ending March 31, 2020

Department : Department of Trade and Industry (DTI)
 Agency : Technical Education and Skills Development Authority
 Operating Unit : Regional Office II
 Organization Code : 22 009 0300002
 Fund Cluster : 01 Regular Agency Fund

(e.g. UACS Fund Cluster: 01-Regular Agency Fund, 02-Foreign Assisted Projects Fund, 03-Special Account-Locally Funded/Domestic Grants Fund, and 04-Special Account-Foreign Assisted/Foreign Grants Fund)

Particulars	UACS CODE	Appropriations			Allotments					Obligations		Disbursements		Balances			
		Authorized Appropriations	Adjustments (Transfer To/From, Modifications/Augmentations)	Adjusted Appropriations	Allotments Received	Adjustments (Reductions, Modifications/Augmentations)	Transfer To	Transfer From	Adjusted Allotments	1st Quarter Ending March 31	TOTAL	1st Quarter Ending March 31	TOTAL	Unreleased Appropriations	Unobligated Allotments	Unpaid Obligations (15-20)=(23+24)	
																Due and Demandable	Not Yet Due and Demandable
1	2	3	4	5=(3+4)	6	7	8	9	10=[(6+(-)7)-8+9]	11	15=(11+12+13+14)	16	20=(16+17+18+19)	21=(5-10)	22=(10-15)	23	24
SUMMARY		117,325,000.00	379,479.00	117,704,479.00	117,325,000.00	0.00	(83,297.36)	482,776.36	117,704,479.00	24,297,592.78	24,297,592.78	17,429,939.48	17,429,939.48	0.00	93,406,886.22	0.00	6,867,000.00
A. AGENCY SPECIFIC BUDGET		117,325,000.00	379,479.00	117,704,479.00	117,325,000.00	0.00	(83,297.36)	482,776.36	117,704,479.00	24,297,592.78	24,297,592.78	17,429,939.48	17,429,939.48	0.00	93,406,886.22	0.00	6,867,000.00
Personnel Services		44,831,000.00	379,479.00	45,210,479.00	44,831,000.00	0.00	0.00	379,479.00	45,210,479.00	11,373,938.49	11,373,938.49	10,361,865.80	10,361,865.80	0.00	33,836,540.51	0.00	1,012,000.00
Salaries and Wages	5010100000	34,649,000.00	370,179.00	35,019,179.00	34,649,000.00	0.00	0.00	370,179.00	35,019,179.00	10,445,327.23	10,445,327.23	9,462,070.09	9,462,070.09	0.00	24,573,851.77	0.00	983,257.14
Salaries and Wages - Regular		34,649,000.00	370,179.00	35,019,179.00	34,649,000.00	0.00	0.00	370,179.00	35,019,179.00	10,445,327.23	10,445,327.23	9,462,070.09	9,462,070.09	0.00	24,573,851.77	0.00	983,257.14
Basic Salary - Civilian	5010101001	34,649,000.00	370,179.00	35,019,179.00	34,649,000.00	0.00	0.00	370,179.00	35,019,179.00	10,445,327.23	10,445,327.23	9,462,070.09	9,462,070.09	0.00	24,573,851.77	0.00	983,257.14
Other Compensation	5010200000	9,612,000.00	6,000.00	9,618,000.00	9,612,000.00	0.00	0.00	6,000.00	9,618,000.00	755,000.00	755,000.00	755,000.00	755,000.00	0.00	8,863,000.00	0.00	0.00
Personal Economic Relief Allowance (PERA)		1,488,000.00	6,000.00	1,494,000.00	1,488,000.00	0.00	0.00	6,000.00	1,494,000.00	430,000.00	430,000.00	430,000.00	430,000.00	0.00	1,064,000.00	0.00	0.00
PERA - Civilian	5010201001	1,488,000.00	6,000.00	1,494,000.00	1,488,000.00	0.00	0.00	6,000.00	1,494,000.00	430,000.00	430,000.00	430,000.00	430,000.00	0.00	1,064,000.00	0.00	0.00
Representation Allowance (RA)	5010202000	678,000.00	0.00	678,000.00	678,000.00	0.00	0.00	0.00	678,000.00	176,000.00	176,000.00	176,000.00	176,000.00	0.00	502,000.00	0.00	0.00
Transportation Allowance (TA)	5010203001	678,000.00	0.00	678,000.00	678,000.00	0.00	0.00	0.00	678,000.00	149,000.00	149,000.00	149,000.00	149,000.00	0.00	529,000.00	0.00	0.00
Clothing/Uniform Allowance		372,000.00	0.00	372,000.00	372,000.00	0.00	0.00	0.00	372,000.00	0.00	0.00	0.00	0.00	0.00	372,000.00	0.00	0.00
Clothing/Uniform Allowance - Civilian	5010204001	372,000.00	0.00	372,000.00	372,000.00	0.00	0.00	0.00	372,000.00	0.00	0.00	0.00	0.00	0.00	372,000.00	0.00	0.00
Year End Bonus		2,888,000.00	0.00	2,888,000.00	2,888,000.00	0.00	0.00	0.00	2,888,000.00	0.00	0.00	0.00	0.00	0.00	2,888,000.00	0.00	0.00
Bonus - Civilian	5010214001	2,888,000.00	0.00	2,888,000.00	2,888,000.00	0.00	0.00	0.00	2,888,000.00	0.00	0.00	0.00	0.00	0.00	2,888,000.00	0.00	0.00
Cash Gift		310,000.00	0.00	310,000.00	310,000.00	0.00	0.00	0.00	310,000.00	0.00	0.00	0.00	0.00	0.00	310,000.00	0.00	0.00
Cash Gift - Civilian	5010215001	310,000.00	0.00	310,000.00	310,000.00	0.00	0.00	0.00	310,000.00	0.00	0.00	0.00	0.00	0.00	310,000.00	0.00	0.00
Other Bonuses and Allowances		3,198,000.00	0.00	3,198,000.00	3,198,000.00	0.00	0.00	0.00	3,198,000.00	0.00	0.00	0.00	0.00	0.00	3,198,000.00	0.00	0.00
Productivity Enhancement Incentive - Civilian	5010299012	310,000.00	0.00	310,000.00	310,000.00	0.00	0.00	0.00	310,000.00	0.00	0.00	0.00	0.00	0.00	310,000.00	0.00	0.00
Mid-Year Bonus - Civilian	5010299036	2,888,000.00	0.00	2,888,000.00	2,888,000.00	0.00	0.00	0.00	2,888,000.00	0.00	0.00	0.00	0.00	0.00	2,888,000.00	0.00	0.00
Personnel Benefit Contributions	5010300000	483,000.00	3,300.00	486,300.00	483,000.00	0.00	0.00	3,300.00	486,300.00	173,611.26	173,611.26	144,795.71	144,795.71	0.00	312,688.74	0.00	28,815.55
Pag-IBIG Contributions		74,000.00	300.00	74,300.00	74,000.00	0.00	0.00	300.00	74,300.00	22,000.00	22,000.00	18,800.00	18,800.00	0.00	52,300.00	0.00	3,200.00
Pag-IBIG - Civilian	5010302001	74,000.00	300.00	74,300.00	74,000.00	0.00	0.00	300.00	74,300.00	22,000.00	22,000.00	18,800.00	18,800.00	0.00	52,300.00	0.00	3,200.00
PhilHealth Contributions		335,000.00	2,700.00	337,700.00	335,000.00	0.00	0.00	2,700.00	337,700.00	130,111.26	130,111.26	110,395.71	110,395.71	0.00	207,688.74	0.00	19,715.55
PhilHealth - Civilian	5010303001	335,000.00	2,700.00	337,700.00	335,000.00	0.00	0.00	2,700.00	337,700.00	130,111.26	130,111.26	110,395.71	110,395.71	0.00	207,688.74	0.00	19,715.55
Employees Compensation Insurance Premiums		74,000.00	300.00	74,300.00	74,000.00	0.00	0.00	300.00	74,300.00	21,500.00	21,500.00	15,600.00	15,600.00	0.00	52,800.00	0.00	5,900.00
ECIP - Civilian	5010304001	74,000.00	300.00	74,300.00	74,000.00	0.00	0.00	300.00	74,300.00	21,500.00	21,500.00	15,600.00	15,600.00	0.00	52,800.00	0.00	5,900.00

This report was generated using the Unified Reporting System on 20/04/2020 22:48 version.FAR1A.1.3 ; Status : SUBMITTED

Department : Department of Trade and Industry (DTI)
Agency : Technical Education and Skills Development Authority
Operating Unit : Regional Office II
Organization Code : 22 009 0300002
Fund Cluster : 01 Regular Agency Fund

(e.g. UACS Fund Cluster: 01-Regular Agency Fund, 02-Foreign Assisted Projects Fund, 03-Special Account-Locally Funded/Domestic Grants Fund, and 04-Special Account-Foreign Assisted/Foreign Grants Fund)

Particulars	UACS CODE	Appropriations			Allotments					Obligations		Disbursements		Balances			
		Authorized Appropriations	Adjustments (Transfer To/From, Modifications/Augmentations)	Adjusted Appropriations	Allotments Received	Adjustments (Reductions, Modifications/Augmentations)	Transfer To	Transfer From	Adjusted Allotments	1st Quarter Ending March 31	TOTAL	1st Quarter Ending March 31	TOTAL	Unreleased Appropriations	Unobligated Allotments	Unpaid Obligations (15-20)=(23+24)	
																Due and Demandable	Not Yet Due and Demandable
1	2	3	4	5=(3+4)	6	7	8	9	10=[(8+(-)7)-8+9]	11	15=(11+12+13+14)	16	20=(16+17+18+19)	21=(5-10)	22=(10-15)	23	24
Other Personnel Benefits	5010400000	87,000.00	0.00	87,000.00	87,000.00	0.00	0.00	0.00	87,000.00	0.00	0.00	0.00	0.00	0.00	87,000.00	0.00	0.00
Other Personnel Benefits		87,000.00	0.00	87,000.00	87,000.00	0.00	0.00	0.00	87,000.00	0.00	0.00	0.00	0.00	0.00	87,000.00	0.00	0.00
Lump-sum for Step Increments - Length of Service	5010499010	87,000.00	0.00	87,000.00	87,000.00	0.00	0.00	0.00	87,000.00	0.00	0.00	0.00	0.00	0.00	87,000.00	0.00	0.00
Maintenance and Other Operating Expenses		72,494,000.00	0.00	72,494,000.00	72,494,000.00	0.00	(83,297.36)	83,297.36	72,494,000.00	12,923,654.29	12,923,654.29	7,068,073.68	7,068,073.68	0.00	59,570,345.71	0.00	5,855,580.61
Traveling Expenses	5020100000	7,628,000.00	0.00	7,628,000.00	7,628,000.00	0.00	0.00	0.00	7,628,000.00	1,062,044.54	1,062,044.54	1,056,746.54	1,056,746.54	0.00	6,565,955.46	0.00	5.00
Traveling Expenses - Local	5020101000	7,628,000.00	0.00	7,628,000.00	7,628,000.00	0.00	0.00	0.00	7,628,000.00	1,062,044.54	1,062,044.54	1,056,746.54	1,056,746.54	0.00	6,565,955.46	0.00	5.00
Training and Scholarship Expenses	5020200000	37,669,000.00	0.00	37,669,000.00	37,669,000.00	0.00	(83,297.36)	83,297.36	37,669,000.00	873,349.92	873,349.92	669,918.76	669,918.76	0.00	36,795,650.08	0.00	203,431.16
Training Expenses	5020201002	4,163,000.00	0.00	4,163,000.00	4,163,000.00	0.00	(83,297.36)	83,297.36	4,163,000.00	873,349.92	873,349.92	669,918.76	669,918.76	0.00	3,289,650.08	0.00	203,431.16
Scholarship Grants/Expenses	5020202000	33,506,000.00	0.00	33,506,000.00	33,506,000.00	0.00	0.00	0.00	33,506,000.00	0.00	0.00	0.00	0.00	0.00	33,506,000.00	0.00	0.00
Supplies and Materials Expenses	5020300000	8,398,000.00	0.00	8,398,000.00	8,398,000.00	0.00	0.00	0.00	8,398,000.00	4,194,475.73	4,194,475.73	1,499,885.31	1,499,885.31	0.00	4,203,524.27	0.00	2,694,590.42
Office Supplies Expenses	5020301002	2,956,000.00	0.00	2,956,000.00	2,956,000.00	0.00	0.00	0.00	2,956,000.00	375,251.35	375,251.35	239,813.80	239,813.80	0.00	2,580,748.65	0.00	135,437.55
Accountable Forms Expenses	5020302000	142,000.00	0.00	142,000.00	142,000.00	0.00	0.00	0.00	142,000.00	106,816.00	106,816.00	106,816.00	106,816.00	0.00	35,184.00	0.00	0.00
Drugs and Medicines Expenses	5020307000	47,000.00	0.00	47,000.00	47,000.00	0.00	0.00	0.00	47,000.00	5,000.00	5,000.00	5,000.00	5,000.00	0.00	42,000.00	0.00	0.00
Medical, Dental and Laboratory Supplies Expenses	5020308000	5,000.00	0.00	5,000.00	5,000.00	0.00	0.00	0.00	5,000.00	0.00	0.00	0.00	0.00	0.00	5,000.00	0.00	0.00
Fuel, Oil and Lubricants Expenses	5020309000	1,097,000.00	0.00	1,097,000.00	1,097,000.00	0.00	0.00	0.00	1,097,000.00	176,329.78	176,329.78	176,329.78	176,329.78	0.00	920,670.22	0.00	0.00
Textbooks and Instructional Materials Expenses	5020311001	3,387,000.00	0.00	3,387,000.00	3,387,000.00	0.00	0.00	0.00	3,387,000.00	3,387,000.00	3,387,000.00	923,773.13	923,773.13	0.00	0.00	0.00	2,463,226.87
Semi-Expendable Machinery and Equipment Expenses	5020321000	20,000.00	0.00	20,000.00	20,000.00	0.00	0.00	0.00	20,000.00	12,950.00	12,950.00	12,950.00	12,950.00	0.00	7,050.00	0.00	0.00
Office Equipment	5020321002	34,000.00	0.00	34,000.00	34,000.00	0.00	0.00	0.00	34,000.00	0.00	0.00	0.00	0.00	0.00	34,000.00	0.00	0.00
Information and Communications Technology Equipment	5020321003	35,000.00	0.00	35,000.00	35,000.00	0.00	0.00	0.00	35,000.00	29,950.00	29,950.00	0.00	0.00	0.00	5,050.00	0.00	29,950.00
Semi-Expendable Furniture, Fixtures and Books		35,000.00	0.00	35,000.00	35,000.00	0.00	0.00	0.00	35,000.00	0.00	0.00	0.00	0.00	0.00	35,000.00	0.00	0.00
Furniture and Fixtures	5020322001	35,000.00	0.00	35,000.00	35,000.00	0.00	0.00	0.00	35,000.00	0.00	0.00	0.00	0.00	0.00	35,000.00	0.00	0.00
Other Supplies and Materials Expenses	5020399000	640,000.00	0.00	640,000.00	640,000.00	0.00	0.00	0.00	640,000.00	101,178.60	101,178.60	35,202.60	35,202.60	0.00	538,821.40	0.00	65,976.00
Utility Expenses	5020400000	2,104,000.00	0.00	2,104,000.00	2,104,000.00	0.00	0.00	0.00	2,104,000.00	236,648.40	236,648.40	235,712.42	235,712.42	0.00	1,867,351.60	0.00	935.98
Water Expenses	5020401000	117,000.00	0.00	117,000.00	117,000.00	0.00	0.00	0.00	117,000.00	28,668.69	28,668.69	28,668.69	28,668.69	0.00	88,331.31	0.00	0.00
Electricity Expenses	5020402000	1,987,000.00	0.00	1,987,000.00	1,987,000.00	0.00	0.00	0.00	1,987,000.00	207,979.71	207,979.71	207,043.73	207,043.73	0.00	1,779,020.29	0.00	0.00
Communication Expenses	5020500000	1,470,000.00	0.00	1,470,000.00	1,470,000.00	0.00	0.00	0.00	1,470,000.00	154,744.82	154,744.82	154,138.59	154,138.59	0.00	1,315,255.18	0.00	0.00
Postage and Courier Services	5020501000	56,000.00	0.00	56,000.00	56,000.00	0.00	0.00	0.00	56,000.00	9,070.00	9,070.00	9,070.00	9,070.00	0.00	46,930.00	0.00	0.00
Telephone Expenses		1,115,000.00	0.00	1,115,000.00	1,115,000.00	0.00	0.00	0.00	1,115,000.00	116,176.15	116,176.15	116,176.15	116,176.15	0.00	998,823.85	0.00	0.00
Mobile	5020502001	813,000.00	0.00	813,000.00	813,000.00	0.00	0.00	0.00	813,000.00	101,806.00	101,806.00	101,806.00	101,806.00	0.00	711,194.00	0.00	0.00
Landline	5020502002	302,000.00	0.00	302,000.00	302,000.00	0.00	0.00	0.00	302,000.00	14,370.15	14,370.15	14,370.15	14,370.15	0.00	287,629.85	0.00	0.00

Department : Department of Trade and Industry (DTI)
 Agency : Technical Education and Skills Development Authority
 Operating Unit : Regional Office II
 Organization Code : 22 009 0300002
 Fund Cluster : 01 Regular Agency Fund


(e.g. UACS Fund Cluster: 01-Regular Agency Fund, 02-Foreign Assisted Projects Fund, 03-Special Account-Locally Funded/Domestic Grants Fund, and 04-Special Account-Foreign Assisted/Foreign Grants Fund)

Particulars	UACS CODE	Appropriations			Allotments			Obligations			Disbursements		Balances				
		Authorized Appropriations	Adjustments (Transfer To/From, Modifications/Augmentations)	Adjusted Appropriations	Allotments Received	Adjustments (Reductions, Modifications/Augmentations)	Transfer To	Transfer From	Adjusted Allotments	1st Quarter Ending March 31	TOTAL	1st Quarter Ending March 31	TOTAL	Unreleased Appropriations	Unobligated Allotments	Unpaid Obligations (15-20)=(23+24)	
																Due and Demandable	Not Yet Due and Demandable
1	2	3	4	5=(3+4)	6	7	8	9	10=(6+(-)7)+8+9	11	15=(11+12+13+14)	16	20=(16+17+18+19)	21=(5-10)	22=(10-15)	23	24
Internet Subscription Expenses	5020503000	275,000.00	0.00	275,000.00	275,000.00	0.00	0.00	0.00	275,000.00	20,396.67	20,396.67	19,834.19	19,834.19	0.00	254,603.33	0.00	582.48
Cable, Satellite, Telegraph and Radio Expenses	5020504000	24,000.00	0.00	24,000.00	24,000.00	0.00	0.00	0.00	24,000.00	9,102.00	9,102.00	9,058.25	9,058.25	0.00	14,898.00	0.00	43.75
Awards/Rewards and Prizes	5020600000	25,000.00	0.00	25,000.00	25,000.00	0.00	0.00	0.00	25,000.00	0.00	0.00	0.00	0.00	0.00	25,000.00	0.00	0.00
Prizes	5020602000	25,000.00	0.00	25,000.00	25,000.00	0.00	0.00	0.00	25,000.00	0.00	0.00	0.00	0.00	0.00	25,000.00	0.00	0.00
Confidential, Intelligence and Extraordinary	5021000000	118,000.00	0.00	118,000.00	118,000.00	0.00	0.00	0.00	118,000.00	28,000.00	28,000.00	28,000.00	28,000.00	0.00	90,000.00	0.00	0.00
Extraordinary and Miscellaneous Expenses	5021003000	118,000.00	0.00	118,000.00	118,000.00	0.00	0.00	0.00	118,000.00	28,000.00	28,000.00	28,000.00	28,000.00	0.00	90,000.00	0.00	0.00
Professional Services	5021100000	844,000.00	0.00	844,000.00	844,000.00	0.00	0.00	0.00	844,000.00	256,999.12	256,999.12	256,999.12	256,999.12	0.00	587,000.88	0.00	0.00
Legal Services		8,000.00	0.00	8,000.00	8,000.00	0.00	0.00	0.00	8,000.00	700.00	700.00	700.00	700.00	0.00	7,300.00	0.00	0.00
Legal Services	5021101000	8,000.00	0.00	8,000.00	8,000.00	0.00	0.00	0.00	8,000.00	700.00	700.00	700.00	700.00	0.00	7,300.00	0.00	0.00
Auditing Services	5021102000	80,000.00	0.00	80,000.00	80,000.00	0.00	0.00	0.00	80,000.00	0.00	0.00	0.00	0.00	0.00	80,000.00	0.00	0.00
Consultancy Services	5021103002	122,000.00	0.00	122,000.00	122,000.00	0.00	0.00	0.00	122,000.00	37,915.00	37,915.00	37,915.00	37,915.00	0.00	84,085.00	0.00	0.00
Other Professional Services	5021199000	634,000.00	0.00	634,000.00	634,000.00	0.00	0.00	0.00	634,000.00	218,384.12	218,384.12	218,384.12	218,384.12	0.00	415,615.88	0.00	0.00
General Services	5021200000	5,356,000.00	0.00	5,356,000.00	5,356,000.00	0.00	0.00	0.00	5,356,000.00	2,213,293.97	2,213,293.97	1,782,074.30	1,782,074.30	0.00	3,142,706.03	0.00	431,219.67
Janitorial Services	5021202000	326,000.00	0.00	326,000.00	326,000.00	0.00	0.00	0.00	326,000.00	74,859.25	74,859.25	74,859.25	74,859.25	0.00	251,140.75	0.00	0.00
Security Services	5021203000	900,000.00	0.00	900,000.00	900,000.00	0.00	0.00	0.00	900,000.00	599,331.81	599,331.81	169,597.57	169,597.57	0.00	300,668.19	0.00	429,734.24
Other General Services	5021299009	4,130,000.00	0.00	4,130,000.00	4,130,000.00	0.00	0.00	0.00	4,130,000.00	1,539,102.91	1,539,102.91	1,537,617.48	1,537,617.48	0.00	2,690,897.09	0.00	1,485.43
Repairs and Maintenance	5021300000	5,423,000.00	0.00	5,423,000.00	5,423,000.00	0.00	0.00	0.00	5,423,000.00	3,634,849.94	3,634,849.94	1,117,505.79	1,117,505.79	0.00	1,788,150.06	0.00	2,517,344.15
Repairs and Maintenance - Buildings and Other		4,345,000.00	0.00	4,345,000.00	4,345,000.00	0.00	0.00	0.00	4,345,000.00	3,437,161.00	3,437,161.00	968,564.13	968,564.13	0.00	907,839.00	0.00	2,468,596.87
Buildings	5021304001	680,000.00	0.00	680,000.00	680,000.00	0.00	0.00	0.00	680,000.00	9,227.00	9,227.00	3,857.00	3,857.00	0.00	670,773.00	0.00	5,370.00
School Buildings	5021304002	3,387,000.00	0.00	3,387,000.00	3,387,000.00	0.00	0.00	0.00	3,387,000.00	3,387,000.00	3,387,000.00	923,773.13	923,773.13	0.00	0.00	0.00	2,463,226.87
Other Structures	5021304009	278,000.00	0.00	278,000.00	278,000.00	0.00	0.00	0.00	278,000.00	40,934.00	40,934.00	40,934.00	40,934.00	0.00	237,066.00	0.00	0.00
Repairs and Maintenance - Machinery and		687,000.00	0.00	687,000.00	687,000.00	0.00	0.00	0.00	687,000.00	93,987.17	93,987.17	50,039.89	50,039.89	0.00	593,012.83	0.00	43,947.28
Machinery	5021305001	200,000.00	0.00	200,000.00	200,000.00	0.00	0.00	0.00	200,000.00	0.00	0.00	0.00	0.00	0.00	200,000.00	0.00	0.00
Office Equipment	5021305002	184,000.00	0.00	184,000.00	184,000.00	0.00	0.00	0.00	184,000.00	20,552.17	20,552.17	2,666.67	2,666.67	0.00	163,447.83	0.00	17,885.50
Information and Communication Technology Equipment	5021305003	203,000.00	0.00	203,000.00	203,000.00	0.00	0.00	0.00	203,000.00	64,535.00	64,535.00	38,950.00	38,950.00	0.00	138,465.00	0.00	25,500.00
Other Machinery and Equipment	5021305009	100,000.00	0.00	100,000.00	100,000.00	0.00	0.00	0.00	100,000.00	8,900.00	8,900.00	8,423.22	8,423.22	0.00	91,100.00	0.00	4,000.00
Repairs and Maintenance - Transportation		341,000.00	0.00	341,000.00	341,000.00	0.00	0.00	0.00	341,000.00	103,701.77	103,701.77	98,901.77	98,901.77	0.00	237,298.23	0.00	4.8
Motor Vehicles	5021306001	341,000.00	0.00	341,000.00	341,000.00	0.00	0.00	0.00	341,000.00	103,701.77	103,701.77	98,901.77	98,901.77	0.00	237,298.23	0.00	4,800.00
Repairs and Maintenance - Other Property, Plant		50,000.00	0.00	50,000.00	50,000.00	0.00	0.00	0.00	50,000.00	0.00	0.00	0.00	0.00	0.00	50,000.00	0.00	0.00
Other Property, Plant and Equipment	5021399009	50,000.00	0.00	50,000.00	50,000.00	0.00	0.00	0.00	50,000.00	0.00	0.00	0.00	0.00	0.00	50,000.00	0.00	0.00

Department : Department of Trade and Industry (DTI)
 Agency : Technical Education and Skills Development Authority
 Operating Unit : Regional Office II
 Organization Code : 22 009 0300002
 Fund Cluster : 01 Regular Agency Fund


(e.g. UACS Fund Cluster: 01-Regular Agency Fund, 02-Foreign Assisted Projects Fund, 03-Special Account-Locally Funded/Domestic Grants Fund, and 04-Special Account-Foreign Assisted/Foreign Grants Fund)


Particulars	UACS CODE	Appropriations			Allotments			Obligations		Disbursements		Balances					
		Authorized Appropriations	Adjustments (Transfer To/From, Modifications/ Augmentations)	Adjusted Appropriations	Allotments Received	Adjustments (Reductions, Modifications/ Augmentations)	Transfer To	Transfer From	Adjusted Allotments	1st Quarter Ending March 31	TOTAL	1st Quarter Ending March 31	TOTAL	Unreleased Appropriations	Unobligated Allotments	Unpaid Obligations (15-20)=(23+24)	
																Due and Demandable	Not Yet Due and Demandable
1	2	3	4	5=(3+4)	6	7	8	9	10=[(8+(-)7)-8+9]	11	15=(11+12+13+14)	16	20=(16+17+18+19)	21=(5-10)	22=(10-15)	23	24
Taxes, Insurance Premiums and Other Fees	5021500000	168,000.00	0.00	168,000.00	168,000.00	0.00	0.00	0.00	168,000.00	13,101.96	13,101.96	13,101.96	13,101.96	0.00	154,898.04	0.00	0.00
Taxes, Duties and Licenses	5021501001	33,000.00	0.00	33,000.00	33,000.00	0.00	0.00	0.00	33,000.00	0.00	0.00	0.00	0.00	0.00	33,000.00	0.00	0.00
Fidelity Bond Premiums	5021502000	67,000.00	0.00	67,000.00	67,000.00	0.00	0.00	0.00	67,000.00	0.00	0.00	0.00	0.00	0.00	67,000.00	0.00	0.00
Insurance Expenses	5021503000	68,000.00	0.00	68,000.00	68,000.00	0.00	0.00	0.00	68,000.00	13,101.96	13,101.96	13,101.96	13,101.96	0.00	54,898.04	0.00	0.00
Other Maintenance and Operating Expenses	5029900000	3,291,000.00	0.00	3,291,000.00	3,291,000.00	0.00	0.00	0.00	3,291,000.00	256,145.89	256,145.89	253,990.89	253,990.89	0.00	3,034,854.11	0.00	2.00
Advertising Expenses	5029901000	23,000.00	0.00	23,000.00	23,000.00	0.00	0.00	0.00	23,000.00	0.00	0.00	0.00	0.00	0.00	23,000.00	0.00	0.00
Printing and Publication Expenses	5029902000	100,000.00	0.00	100,000.00	100,000.00	0.00	0.00	0.00	100,000.00	10,368.28	10,368.28	10,368.28	10,368.28	0.00	89,631.72	0.00	0.00
Representation Expenses	5029903000	631,000.00	0.00	631,000.00	631,000.00	0.00	0.00	0.00	631,000.00	128,006.25	128,006.25	125,851.25	125,851.25	0.00	502,993.75	0.00	2,155.00
Transportation and Delivery Expenses	5029904000	84,000.00	0.00	84,000.00	84,000.00	0.00	0.00	0.00	84,000.00	516.00	516.00	516.00	516.00	0.00	83,484.00	0.00	0.00
Rent/Lease Expenses		727,000.00	0.00	727,000.00	727,000.00	0.00	0.00	0.00	727,000.00	66,805.36	66,805.36	66,805.36	66,805.36	0.00	660,194.64	0.00	0.00
Rents - Building and Structures	5029905001	707,000.00	0.00	707,000.00	707,000.00	0.00	0.00	0.00	707,000.00	59,478.26	59,478.26	59,478.26	59,478.26	0.00	647,521.74	0.00	0.00
Rents - Motor Vehicles	5029905003	20,000.00	0.00	20,000.00	20,000.00	0.00	0.00	0.00	20,000.00	7,327.10	7,327.10	7,327.10	7,327.10	0.00	12,672.90	0.00	0.00
Subscription Expenses		5,000.00	0.00	5,000.00	5,000.00	0.00	0.00	0.00	5,000.00	0.00	0.00	0.00	0.00	0.00	5,000.00	0.00	0.00
Other Subscription Expenses	5029907099	5,000.00	0.00	5,000.00	5,000.00	0.00	0.00	0.00	5,000.00	0.00	0.00	0.00	0.00	0.00	5,000.00	0.00	0.00
Other Maintenance and Operating Expenses		1,721,000.00	0.00	1,721,000.00	1,721,000.00	0.00	0.00	0.00	1,721,000.00	50,450.00	50,450.00	50,450.00	50,450.00	0.00	1,670,550.00	0.00	0.00
Website Maintenance	5029999001	650,000.00	0.00	650,000.00	650,000.00	0.00	0.00	0.00	650,000.00	0.00	0.00	0.00	0.00	0.00	650,000.00	0.00	0.00
Other Maintenance and Operating Expenses	5029999099	1,071,000.00	0.00	1,071,000.00	1,071,000.00	0.00	0.00	0.00	1,071,000.00	50,450.00	50,450.00	50,450.00	50,450.00	0.00	1,020,550.00	0.00	0.00
B. AUTOMATIC APPROPRIATIONS		4,158,000.00	527,421.48	4,685,421.48	4,641,000.00	0.00	0.00	44,421.48	4,685,421.48	1,237,528.20	1,237,528.20	901,815.24	901,815.24	0.00	3,447,893.28	0.00	335,712.96
Retirement and Life Insurance Premiums		4,158,000.00	527,421.48	4,685,421.48	4,641,000.00	0.00	0.00	44,421.48	4,685,421.48	1,237,528.20	1,237,528.20	901,815.24	901,815.24	0.00	3,447,893.28	0.00	335,712.96
C. SPECIAL PURPOSE FUNDS		0.00	4,743,000.00	4,743,000.00	0.00	4,743,000.00	0.00	0.00	4,743,000.00	0.00	0.00	0.00	0.00	0.00	4,743,000.00	0.00	0.00
Miscellaneous Personnel Benefits Fund		0.00	4,743,000.00	4,743,000.00	0.00	4,743,000.00	0.00	0.00	4,743,000.00	0.00	0.00	0.00	0.00	0.00	4,743,000.00	0.00	0.00
Other Personnel Benefits	5010400000	0.00	4,743,000.00	4,743,000.00	0.00	4,743,000.00	0.00	0.00	4,743,000.00	0.00	0.00	0.00	0.00	0.00	4,743,000.00	0.00	0.00
Other Personnel Benefits		0.00	4,743,000.00	4,743,000.00	0.00	4,743,000.00	0.00	0.00	4,743,000.00	0.00	0.00	0.00	0.00	0.00	4,743,000.00	0.00	0.00
Lump-sum for Compensation Adjustment	5010499006	0.00	4,743,000.00	4,743,000.00	0.00	4,743,000.00	0.00	0.00	4,743,000.00	0.00	0.00	0.00	0.00	0.00	4,743,000.00	0.00	0.00
GRAND TOTAL		121,483,900.00	5,649,900.48	127,133,800.48	121,966,000.00	4,743,600.00	(83,297.36)	507,197.84	127,132,900.48	25,535,120.98	25,535,120.98	18,331,754.72	18,331,754.72	0.00	101,597,779.50	0.00	7,203.36

Certified Correct:

 KAREN C. ADDATU
 BUDGET OFFICER
 Date:

Certified Correct:

 Date:

Recommending Approval:

 IMELDA V. GERVACIO, CPA
 CHIEF ADMINISTRATIVE OFFICER
 Date:

Approved By:

 DEMETRIO P. ANDUYAN, JR., Ph.D., CESE
 ACTING REGIONAL DIRECTOR