


**FY 2017 MONTHLY DISBURSEMENT PROGRAM**  
(In Thousand Pesos)

Department : Other Executive Offices  
 Agency : Technical Education and Skills Development Authority  
 Operating Unit : Regional Office II  
 Organization Code (UACS) : 260410300002  
 Report Status : SUBMITTED

Particulars	UACS CODE	Total Programs	Tax Rem Advice (TRA)	Net Program	Full Year Requirement																
					Quarter 1				Quarter 2				Quarter 3				Quarter 4				Full Year
					Jan	Feb	March	Sub Total	April	May	June	Sub Total	July	Aug	Sep	Sub Total	Oct	Nov	Dec	Sub Total	Total
1	2	3	4	5	6	7	8	9=6+7+8	10	11	12	13=10+11+12	14	15	16	17=14+15+16	18	19	20	21=18+19+20	22
Part A		138,542	3,395	135,147	4,413	4,940	8,355	17,708	7,717	9,638	14,179	31,534	6,506	7,418	13,900	27,824	17,401	19,250	24,825	61,476	138,542
I. NOTICE OF CASH ALLOCATION		138,542	3,395	135,147	4,158	4,701	8,074	16,933	7,461	9,387	13,878	30,726	6,220	7,140	13,578	26,938	17,102	18,959	24,489	60,550	135,147
A. FISCAL YEAR'S (FY) BUDGET		138,542	3,395	135,147	4,158	4,701	8,074	16,933	7,461	9,387	13,878	30,726	6,220	7,140	13,578	26,938	17,102	18,959	24,489	60,550	135,147
New General Appropriations		134,806	3,395	131,411	3,864	4,407	7,780	16,051	7,167	9,093	13,517	29,777	5,926	6,846	13,216	25,988	16,808	18,664	24,123	59,595	131,411
COMPREHENSIVE RELEASE		134,806	3,395	131,411	3,864	4,407	7,780	16,051	7,167	9,093	13,517	29,777	5,926	6,846	13,216	25,988	16,808	18,664	24,123	59,595	131,411
Current Year		134,806	3,395	131,411	3,864	4,407	7,780	16,051	7,167	9,093	13,517	29,777	5,926	6,846	13,216	25,988	16,808	18,664	24,123	59,595	131,411
Specific Budgets of National Government Agencies	01101101	134,806	3,395	131,411	3,864	4,407	7,780	16,051	7,167	9,093	13,517	29,777	5,926	6,846	13,216	25,988	16,808	18,664	24,123	59,595	131,411
PS		41,042	2,490	38,552	2,370	3,363	2,353	8,086	2,723	4,878	2,354	9,955	2,355	2,355	2,347	7,057	3,413	6,273	3,768	13,454	38,552
MOOE		93,764	905	92,859	1,494	1,044	5,427	7,965	4,444	4,215	11,163	19,822	3,571	4,491	10,869	18,931	13,395	12,391	20,355	46,141	92,859
Automatic Appropriations		3,736		3,736	294	294	294	882	294	294	361	949	294	294	362	950	294	295	366	955	3,736
COMPREHENSIVE RELEASE		3,736		3,736	294	294	294	882	294	294	361	949	294	294	362	950	294	295	366	955	3,736
Current Year		3,736		3,736	294	294	294	882	294	294	361	949	294	294	362	950	294	295	366	955	3,736
Retirement and Life Insurance Premiums	01104102	3,736		3,736	294	294	294	882	294	294	361	949	294	294	362	950	294	295	366	955	3,736
PS		3,736		3,736	294	294	294	882	294	294	361	949	294	294	362	950	294	295	366	955	3,736
TOTAL PROGRAM, FY BUDGET		138,542	3,395	135,147	4,158	4,701	8,074	16,933	7,461	9,387	13,878	30,726	6,220	7,140	13,578	26,938	17,102	18,959	24,489	60,550	135,147
PS		44,778	2,490	42,288	2,664	3,657	2,647	8,968	3,017	5,172	2,715	10,904	2,649	2,649	2,709	8,007	3,707	6,568	4,134	14,409	42,288
MOOE		93,764	905	92,859	1,494	1,044	5,427	7,965	4,444	4,215	11,163	19,822	3,571	4,491	10,869	18,931	13,395	12,391	20,355	46,141	92,859
TOTAL NCA PROGRAM		138,542	3,395	135,147	4,158	4,701	8,074	16,933	7,461	9,387	13,878	30,726	6,220	7,140	13,578	26,938	17,102	18,959	24,489	60,550	135,147
PS		44,778	2,490	42,288	2,664	3,657	2,647	8,968	3,017	5,172	2,715	10,904	2,649	2,649	2,709	8,007	3,707	6,568	4,134	14,409	42,288


Particulars	UACS CODE	Total Programs	Tax Rem Advice (TRA)	Net Program	Full Year Requirement																		
					Quarter 1				Quarter 2				Quarter 3				Quarter 4				Full Year		
					Jan	Feb	March	Sub Total	April	May	June	Sub Total	July	Aug	Sep	Sub Total	Oct	Nov	Dec	Sub Total	Total		
1	2	3	4	5	6	7	8	9=6+7+8	10	11	12	13=10+11+12	14	15	16	17=14+15+16	18	19	20	21=18+19+20	22		
MOOE		93,764	905	92,859	1,494	1,044	5,427	7,965	4,444	4,215	11,163	19,822	3,571	4,491	10,869	18,931	13,395	12,391	20,355	46,141	92,859		
IV. TAX REMITTANCE ADVICE			3,582		255	239	281	775	256	251	301	808	286	278	322	886	299	291	336	926	3,395		
PS			2,677		208	208	208	624	208	208	208	624	207	207	207	621	207	207	207	621	2,490		
MOOE			905		47	31	73	151	48	43	93	184	79	71	115	265	92	84	129	305	905		
VI. TOTAL DISBURSEMENT PROGRAM		138,542	3,395	135,147	4,413	4,940	8,355	17,708	7,717	9,638	14,179	31,534	6,506	7,418	13,900	27,824	17,401	19,250	24,825	61,476	138,542		
PS		44,778	2,490	42,288	2,872	3,865	2,855	9,592	3,225	5,380	2,923	11,528	2,856	2,856	2,916	8,628	3,914	6,775	4,341	15,030	44,778		
MOOE		93,764	905	92,859	1,541	1,075	5,500	8,116	4,492	4,258	11,256	20,006	3,650	4,562	10,984	19,196	13,487	12,475	20,484	46,446	93,764		

Prepared By:

  
 Raddul Shirley  
 Budget Officer


Date: 25/Nov/2016

In Coordination With:

  
 Orrie, John Eivor  
 Accountant

Date: 25/Nov/2016

Approved By:

  
 De Leon, Pilar G  
 Agency Head

Date: 25/Jan/2017

*This report was generated using the Unified Reporting System on 16/11/2018 14:07*

*BED Level: 01 - Agency Submission (NEP)*