





Particulars	UACS CODE	Current Year's Accomplishment			Physical Target (Budget Year)					Variance	Remarks
		Actual Jan, 1-Sept,30	Estimate Oct, 1-Dec,30	Total 5=3+4	Total 6=7+8+9+10	1st Quarter 7	2nd Quarter 8	3rd Quarter 9	4th Quarter 10		
1	2	3	4	5=3+4	6=7+8+9+10	7	8	9	10	11=6-5	12
PROGRAM											
Outcome Indicators											
1. Percentage of graduates from technical education and skills development scholarship programs that are employed					65%	5%	10%	30%	20%		
Output Indicators											
1. Number of graduates from technical education and skills development scholarship programs					232,633		21	188	341		Region 02 Target - 550 (PESFA)
2. Number of training institutions/establishments/assessment centers provided with technical assistance					5,771 (4,211 TVIs & 1,560 ACs)	24 (6 TVIs & 18 ACs)	58 (15 TVIs & 43 ACs)	79 (14 TVIs & 65 ACs)	60 (13 TVIs & 47 ACs)		Region 02 Target- 221 (48 TVIs & 173 ACs)
3. Number of TESDA Technology Institutions (TTIs) graduates		7,742	2,742	10,484	231,859	1,379	3,740	2,897	2,105	-363	Region 02 Target - 10,121

Prepared By:




Carag, Marissa  
 Planning Services Head / Planning Officer  
 Date: 21/Nov/2017

In coordination with:



Orro, John Eivor  
 Financial Services Head / Budget Officer  
 Date: 21/Nov/2017

Approved By:



Navarro, Dante  
 Agency Head / Department Secretary  
 Date: 21/Nov/2017

*This report was generated using the Unified Reporting System on 23/01/2018 16:32*

*BED Level: 01 - Agency Submission (NEP)*